

Collection



**Corradi**  
OUTDOOR LIVING SPACE

Time to...

**Live**

**Outdoors**



**Corradi**  
OUTDOOR LIVING SPACE

index

THE  
outdoor  
ALCHEMIST

- 2.** Our Solutions
- 4.** Pergotenda®
  - 7. Impact
  - 13. Palladia®
  - 19. B-Space
- 24.** Louvered Roof
  - 27. Alba
  - 30. New Features & Options
- 36.** Weather Resistance
- 38.** Alba & Pergotenda® Accessories
- 44.** Exterior Screens
  - 47. Summit
  - 51. Harbor
  - 55. Vista
  - 59. Horizon
- 62.** Shading
  - 65. Klip & Klip Pod
  - 71. Svet
  - 77. Shan
  - 83. Feng
  - 89. Frame
  - 95. Defense
- 101.** Why Corradi?
- 102.** Disclaimer & Credits

# Enhanced Outdoor Living Experience

Exceptional Quality and Protection

Versatile and Customizable Designs

Energy Efficiency and Environmental Consciousness

Experience the boundless potential of your outdoor space with Corradi USA. Whether you're looking to create a comfortable oasis in your backyard, protect your customers from the weather at your restaurant, or add a touch of luxury to a public space, our comprehensive line of shading products has you covered.


From retractable pergolas, screens, and awnings, to shade sails and louvered roofs, our products are designed to seamlessly integrate into exterior environments. Transform your outdoor patio into a living space to be enjoyed all year round!




# Pergotenda®

Pergotenda® is the custom-made, retractable roof system patented by Corradi. Crafted with durable aluminum and a retractable canvas, it enhances any outdoor space and ensures year-round enjoyment.

Include screens for added shade and privacy, as well as seamless LED lights for use at night. Its wireless remote control allows for easy operation.



B-Space | Bella Outdoor Living







Impact | Outdoor Living Solutions

Pergotenda®  
Impact



Versatile, retractable pergola without pillars

# Pergotenda® Impact

Impact is an aluminum, retractable roof with a folding canvas made to be integrated into existing or pre-designed frameworks for sun and rain protection. The fabric is supported by intermediate tubes (1.6"x2") and terminal bars (3.1"x2") set parallel to one another approximately every 24" on pitched systems and 20" on flat versions. The Impact system is set in motion by a radio-controlled Dunker D839 motor with a Somfy® receiver. The canvas moves by sliding on the runners

(2"x3.5") and carriers with 6 asymmetrical wheels and a capacity of about 1000 lbs. each. The toothed transmission belt has stainless steel cables and resists high salinity environments. The tensile strength is 2000 lbs. at break. The transmission belt is inserted in each runner, controlled by the drive pulley and a single drive shaft that guarantees the smooth movement of the canvas. Hardware and accessories are 304 stainless steel.

## FEATURES & OPTIONS

**ADAPTABLE TO CUSTOM FRAMEWORKS**

**PILLARS NOT PROVIDED**

**MOTORIZED**

**FLAT OR PITCHED**

**MADE TO MEASURE**

**LEDs**

**WEATHER RESISTANT**

**SIDE ENCLOSURES**

**RETRACTABLE GUTTER (PITCHED ONLY)**

**SENSORS AND ACCESSORIES**

**FAUX CEILING**

**GABLE**

## SIZES



### PITCHED MAX DIMENSIONS

	Width	Projection
2 runner	197"	354"
3 runner	354"	354"
4 runner	512"	354"
5 runner*	512"	354"

\*5 runner available pitched only  
Note: when pitched and has 4 to 5 runners, system will require 2 motors.



### FLAT MAX DIMENSIONS

	Width	Projection
2 runner	138"	354"
3 runner	276"	354"
4 runner	413"	354"

### FLAT MAX DIMENSIONS TRAPEZOIDAL SLACK

	Width	Projection
2 runner	197"	354"
3 runner	315"	354"
4 runner	472"	354"

## FRAME COLORS

### POWDER COATING\*

The aluminum extrusions are painted in-house with our state-of-the-art powder coating line using certified Qualicoat cycle epoxy powders (AAMA 2605).

The support tubes come in: White Quartz, Glacier and Beach Sand to match the Eclissi fabric.

\*RAL CUSTOM COLOR POWDER COATING IS ALSO AVAILABLE

Due to print variation these finish images should not be used for final production specifications.



**WHITE  
QUARTZ**



**GLACIER**



**ANTHRACITE**



**CARBON**



**BEACH  
SAND**



**DUNE**



**GRANITE**



**CORTEN**



**URBAN  
BRONZE**

## FABRICS

### ECLISSI BLACKOUT FABRIC

Exclusively used by Corradi USA for Pergotenda® structures.

Waterproof, fire retardant, and available in 3 colors.



**ECLISSI  
WHITE**



**ECLISSI  
GREY**



**ECLISSI  
IVORY**

### SERGE FERRARI

Precontract® tension vinyl and solar protection fabrics.

**SOLTIS HORIZON 86**

**SOLTIS HARMONY 88**

**SOLTIS PERFORM 92**

**SOLTIS PROOF W88 & W96 (WATERPROOF)**

**SOLTIS PROOF 502 (WATERPROOF)**

**SOLTIS OPAQUE**

## MOTORS

**RADIO CONTROLLED DUNKER D839**



Impact | New Haven Awnings









Palladia® | The Deck Awning Company | Photo by EYA, LLC.

Pergotenda®  
Palladia®



Classic, aluminum retractable pergola

# Pergotenda® Palladia®

Palladia® is a retractable pergola system designed to be wall-mounted and custom made to protect against sun and rain. It consists of an aluminum structure and a retracting canvas. The fabric is supported by intermediate tubes (1.6"x2") and terminal bars (3.1"x2") set parallel to one another approximately every 24" on pitched systems and 20" on flat versions. It slides on runners with a built-in splash-guard (2.4"x4.8") on carriers with 6 asymmetrical wheels and a capacity of about 1000 lbs. each. The

toothed transmission belt has stainless steel cables and resists a saline environment with a tensile strength of 2000 lbs. at break. The belt is inserted in each runner, controlled by the drive pulley and a single drive shaft that guarantees the smooth movement of the canvas. The Palladia® system is operated by a radio-controlled Dunker D839 motor with a Somfy® receiver. Hardware and accessories are 304 stainless steel.

## FEATURES & OPTIONS

### MOTORIZED

### FLAT OR PITCHED

### MADE TO MEASURE

### LEDs

### WEATHER RESISTANT

### SIDE ENCLOSURES

### WALL OR CEILING MOUNT

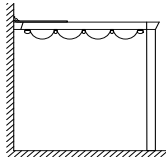
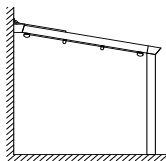
### RETRACTABLE GUTTER (PITCHED ONLY)

### SENSORS AND ACCESSORIES

### FAUX CEILING

### GABLE

## SIZES



### PITCHED MAX DIMENSIONS

	Width	Projection
2 runner	197"	256"
3 runner	354"	256"
4 runner	512"	256"
5 runner*	512"	256"

\*5 runner available pitched only

Note: when pitched and has 4 to 5 runners, system will require 2 motors.

### FLAT MAX DIMENSIONS TRAPEZOIDAL SLACK

FLAT MAX DIMENSIONS			TRAPEZOIDAL SLACK		
	Width	Projection		Width	Projection
2 runner	138"	236"	2 runner	197"	256"
3 runner	276"	236"	3 runner	315"	256"
4 runner	413"	236"	4 runner	472"	256"

## FRAME COLORS

### POWDER COATING\*

The aluminum extrusions are painted in-house with our state-of-the-art powder coating line using certified Qualicoat cycle epoxy powders (AAMA 2605).

The support tubes come in: White Quartz, Glacier and Beach Sand to match the Eclissi fabric.

\*RAL CUSTOM COLOR POWDER COATING IS ALSO AVAILABLE

Due to print variation these finish images should not be used for final production specifications.



## FABRICS

### ECLISSI BLACKOUT FABRIC

Exclusively used by Corradi USA for Pergotenda® structures.

Waterproof, fire retardant, and available in 3 colors.



### SERGE FERRARI

Precontract® tension vinyl and solar protection fabrics.

SOLTIS HORIZON 86

SOLTIS HARMONY 88

SOLTIS PERFORM 92

SOLTIS PROOF W88 & W96 (WATERPROOF)

SOLTIS PROOF 502 (WATERPROOF)

SOLTIS OPAQUE

## MOTORS

### RADIO CONTROLLED DUNKER D839



Palladia® | Total Shade

## PALLADIA WALL TO WALL

Palladia® Wall to Wall Pergotenda® is a solution for installations that require a Pergotenda® system and frame that attaches to a wall or structure at each end. It uses special brackets to attach to the walls or ceiling on each side for support. It has most of the same attributes as a traditional Palladia® Pergotenda®, but without pillars or corner pieces.



### PITCHED MAX DIMENSIONS

	Width	Projection
2 runner	197"	256"
3 runner	354"	256"
4 runner	512"	256"
5 runner*	512"	256"

\*available pitched only

When pitched and has 4 to 5 runners, system will require a type 3 motor-which consists of one control board and 2 motors.



### FLAT MAX DIMENSIONS

	Width	Projection
2 runner	138"	236"
3 runner	276"	236"
4 runner	413"	236"

### FLAT MAX DIMENSIONS TRAPEZOIDAL SLACK

	Width	Projection
2 runner	197"	276"
3 runner	315"	276"
4 runner	472"	276"



Palladia® | Miami Awning





Pergotenda®  
B-Space



Retractable pergola for large spaces

# Pergotenda® B-Space

B-Space is a larger, wall-mounted retractable roof system that is custom made for sun, wind, and rain protection. It consists of an aluminum structure and a folding canvas which is supported by intermediate tubes (1.6"x2") and terminal bars (3.1"x2") set parallel to one another approximately every 24" on pitched systems and 20" on flat versions. The canvas moves by sliding on runners, with an integrated anti-spray profile, and sliders using 6 asymmetrically arranged wheels with a capacity

of 1000 lbs. each. The toothed transmission belt contains stainless steel cables with a tensile strength of 2000 lbs. at break. It also resists salt water environments. The transmission belt is inserted in each runner, controlled by the notched pulley and a single drive shaft which guarantees the smooth forward movement of the canvas. The Pergotenda® B Space system is operated by a radio-controlled Dunker D839 motor and a Somfy® receiver. Hardware and accessories are 304 stainless steel.

## FEATURES & OPTIONS

### MOTORIZED

### FLAT OR PITCHED

### MADE TO MEASURE

### LEDs

### WEATHER RESISTANT

### SIDE ENCLOSURES

### WALL OR CEILING MOUNT

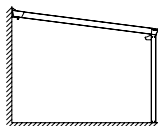
### RETRACTABLE GUTTER (PITCHED ONLY)

### SENSORS AND ACCESSORIES

### FAUX CEILING

### GABLE


## SIZES



### PITCHED MAX DIMENSIONS

	Width	Projection
2 runner	197"	354"
3 runner	354"	354"
4 runner	512"	354"
5 runner*	512"	354"

\*5 runner available pitched only  
Note: when pitched and has 4 to 5 runners, system will require 2 motors.



### FLAT MAX DIMENSIONS

	Width	Projection
2 runner	138"	354"
3 runner	276"	354"
4 runner	413"	354"

### FLAT MAX DIMENSIONS TRAPEZOIDAL SLACK

	Width	Projection
2 runner	197"	354"
3 runner	315"	354"
4 runner	472"	354"

## FRAME COLORS

### POWDER COATING\*

The aluminum extrusions are painted in-house with our state-of-the-art powder coating line using certified Qualicoat cycle epoxy powders (AAMA 2605).

The support tubes come in: White Quartz, Glacier and Beach Sand to match the Eclissi fabric.

\*RAL CUSTOM COLOR POWDER COATING IS ALSO AVAILABLE

Due to print variation these finish images should not be used for final production specifications.



## FABRICS

### ECLISSI BLACKOUT FABRIC

Exclusively used by Corradi USA for Pergotenda® structures.

Waterproof, fire retardant, and available in 3 colors.



### SERGE FERRARI

Precontract® tension vinyl and solar protection fabrics.

**SOLTIS HORIZON 86**

**SOLTIS HARMONY 88**

**SOLTIS PERFORM 92**

**SOLTIS PROOF W88 & W96 (WATERPROOF)**

**SOLTIS PROOF 502 (WATERPROOF)**

**SOLTIS OPAQUE**

## MOTORS

**RADIO CONTROLLED DUNKER D839**



B-Space | New Haven Awning

## B-SPACE WALL TO WALL

B-Space Wall to Wall Pergotenda® is a solution for installations that require a Pergotenda® system and frame that attaches to a wall or structure at each end, just like the Palladia® Wall to Wall but on a larger scale. It uses special brackets to attach to the walls or ceiling on each side for support. It has most of the same attributes as a traditional B-Space Pergotenda®, but without pillars or corner pieces.



### PITCHED MAX DIMENSIONS

	Width	Projection
2 runner	197"	354"
3 runner	354"	354"
4 runner	512"	354"
5 runner*	512"	354"

\*5 runner available pitched only  
 Note: when pitched and has 4 to 5 runners, system will require 2 motors.



### FLAT MAX DIMENSIONS

	Width	Projection
2 runner	138"	354"
3 runner	276"	354"
4 runner	413"	354"

### FLAT MAX DIMENSIONS TRAPEZOIDAL SLACK

	Width	Projection
2 runner	197"	354"
3 runner	315"	354"
4 runner	472"	354"





# Louvered Roof Systems

Louvered Roof Pergola represents premium outdoor shading with its combination of design, cutting-edge technology, and functionality.

The aluminum structure is equipped with rotating blades, providing control of the amount of sunlight, rain, and natural ventilation. Integrated LEDs and retractable screens add extra shade and privacy for year-round use of any outdoor space.



Alba | AMPM Window Coverings







Alba | Bella Outdoor Living

# Alba

Louvered Roof System



Louvered pergola with rotating blades

# Alba Louvered Roof System

Alba Louvered Roof Pergolas are aluminum outdoor structures equipped with adjustable blades that can be rotated by remote control. The 150° rotation of the blades creates a comfortable environment that can be used through all seasons. By changing the blade angle, you can control the amount of sunlight and the degree of natural ventilation in the space below, thereby adjusting the temperature. This creates a custom, microclimate to meet your needs. When completely closed, the space below is protected from sun and rain. The roof

is waterproof and a gutter system is integrated into the pillars for drainage. Blades are convex and meant to channel water toward the sides even when they are opened after a rainstorm. The Alba is made up of two different profiles: the front one, parallel to the blades, which can contain a gutter system; the longitudinal one, perpendicular to the blades, which is always provided with a gutter system and a drip guard. For more protection you can complete Alba with Corradi's screens and other side enclosures.

## FEATURES & OPTIONS

### MOTORIZED, ALUMINUM STRUCTURE

### FLAT ONLY

### INTEGRATED LEDS

### WEATHER RESISTANT WITH SNOW LOAD CAPACITY

### SIDE ENCLOSURES

### PERIMETER GUTTER

### WATERPROOF WHEN CLOSED

### SENSORS AND ACCESSORIES

### OFF-SET/CANTILEVERED PILLARS

### FREESTANDING, WALL-MOUNTED, OR INSTALLED ONTO PRE-DESIGNED FRAMERWORKS

## SIZES

<b>MAXIMUM DIMENSIONS</b>	177" x 239"	single module
	236" x 239"	double module
<b>MAXIMUM HEIGHT</b>	126"	
<b>PILLAR</b>	4" x 4"	
<b>FRAME W/ GUTTER</b>	4" x 9"	
<b>BLADE</b>	8.2"	
<b>WATER RESISTANCE</b>	830 gallons/hour 2 open drains	
<b>MAXIMUM PAY LOAD*</b>	22.5 lbs./sq. ft. on 177" x 239" system	

### DIRECTION OF BLADE ROTATION



\*The maximum pay load is calculated with closed blades and 110 inches of height passage, thus in the worst-case situation. In case of snow, it is advisable to position the blades at 90° to avoid excessive accumulations.

**WIND RESISTANCE** up to 75 mph with closed blades

## FRAME COLORS

### POWDER COATING\*

The aluminum extrusions are painted in-house with our state-of-the-art powder coating line using certified Qualicoat cycle epoxy powders (AAMA 2605).

\*RAL CUSTOM COLOR POWDER COATING IS ALSO AVAILABLE

Due to print variation these finish images should not be used for final production specifications.



## MOTORS

### RADIO CONTROLLED

Alba uses a low voltage piston driven motor, also known as a pneumatic electric linear actuator, and a Somfy RTS Transmitter for operation. The 24V motor is mounted on one of the pivot/projection sides of the Alba inside a protective cover that exceeds the height of the system by 5 inches.

# Alba Modules

SINGLE MODULE

COUPLED MODULE

NO. PILLARS

**FREESTANDING**



4

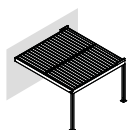
**WALL-MOUNTED**



2

Blades are parallel to wall

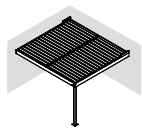
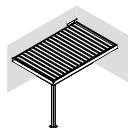
**LONGITUDINAL WALL-MOUNTED**



2

Blades are perpendicular to wall


**WALL-MOUNTED**



1

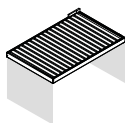
Blades are parallel and perpendicular to wall

**ALBA LIBERTY INTEGRATED**

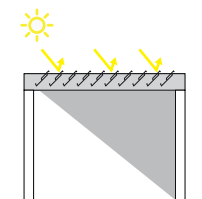


0

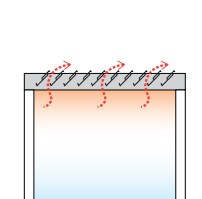
**ALBA LIBERTY RESTING**



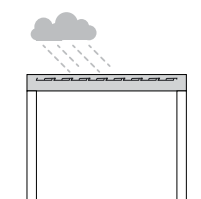
0



**Sun Protection**



**Ventilation**



**Rain Protection**


## Introducing our latest product innovations!

These new developments are based on insight from our team of experts along with customer feedback. The following options are now offered with the Alba Louvered Roof:

- » **SPLASH GUARD** - prevents water from splashing in
- » **SHARED PILLAR** - allows multiple systems to be joined together
- » **RE-DESIGNED CORNER CAPS** - aesthetic improvement
- » **BUILT-IN DOWNPIPES** - better management of water drainage with adjustable drain height
- » **CUSTOM PIVOT DIMENSIONS** - fixed compensation blades allow for specific pivot/projection sizes



Shared Pillar



Built-in Downpipes






Re-designed Corner Caps



Splash Guard



Alba | Outdoor Living Solutions







Alba | Bella Outdoor Living



Alba & Pergotenda®  
Weather

## Wind Resistance Classification

NOMINAL WIND PRESSURE	(lbs/ft <sup>2</sup> )	0	.83	1.46	2.29	3.55	5.63	8.35
WIND VELOCITY	(ft/s)	0	26	36	43	52	69	82
	(mph)	0	18	24	30	37	47	56
BEAUFORT DEGREE		0	4	5	6	7	8	9
RANGE OF WIND VELOCITY	(mph)		12-18	19-24	25-30	31-37	38-47	48-56
ENVIRONMENTAL CONDITIONS			Moderate Breeze	Fresh Breeze	Strong Breeze	Strong Wind	Fresh Gale	Strong Gale

CLASSIFICATIONS ARE BASED ON SPECIFIC PRODUCT CONFIGURATIONS.  
CONTACT US FOR MORE INFORMATION REGARDING YOUR PROJECT.



**SNOW** | The load-bearing capacity of our Alba Louvered Roof is dependent on the dimensions and configuration.



**SNOW** | Although Pergotenda® is often utilized in regions with snowy winters, it cannot be guaranteed for specific snow loads.

Alba & Pergotenda®

# Accessories & Options

# Stratus Screen

for Pergotenda® & Alba



The Stratus is one of three exterior screens styles – Vista, Summit, or Harbor – available to be installed onto Pergotenda® and Alba systems to provide additional weather and insect protection as well as privacy.


ShyZip® tracks are recommended for complete enclosure. Special jamb mount brackets are offered for seamless integration. Available in both motorized and manual options. Some size and fabric restrictions may apply.

# Aura Sliding Shutter Panels

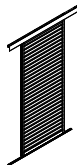
for Pergotenda® & Alba



A sliding shutter system designed to be installed onto most Corradi pergolas for added privacy, shading, and ventilation control. It is made up of aluminum panels and tracks with adjustable or fixed blades. Manual operation only.

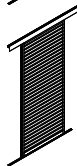


Maximum of 2 tracks with 2 or 4 panels  
- 2 panels can cover up to 88 inches  
- 4 panels can cover up to 173 inches



## Aura with Adjustable Blades

Maximum Height Under Beam: 102"



## Aura with Fixed Blades

Maximum Height Under Beam: 110"

For larger openings, several adjacent systems and intermediate pillars are required.

## COLORS

### POWDER COATING\*

The aluminum profiles are painted in-house with our state-of-the-art powder coating line using certified Qualicoat cycle epoxy powders (AAMA 2605). Bi-color option available at no extra charge.

\*RAL CUSTOM COLOR POWDER COATING IS ALSO AVAILABLE

Due to print variation these finish images should not be used for final production specifications.



WHITE  
QUARTZ



GLACIER



ANTHRACITE



CARBON



BEACH  
SAND



DUNE



GRANITE



CORTEN



URBAN  
BRONZE

# Lighting

for Pergotenda® & Alba



## PERGOTENDA®

Dimmable LEDs that are installed onto the Pergotenda® intermediate tubes, adding even more control and atmosphere, therefore extending the usage of your outdoor space.

## ALBA

Warm or pure white LEDs integrated across the full length of the louver. Available on up to 3 blades and dimmable so you can control the amount of illumination.

# Faux Ceiling

for Pergotenda®



Faux ceilings are an adaptation to the intermediate tubes that make it possible to apply decorative canvas fabrics to the Pergotenda® system.

The Para Tempotest® Home Solids collection can be used for faux ceilings. It is a soft fashion fabric that is available in a variety of rich solid colors to help create ambience and match any aesthetic you wish to create.

# Gable

for Pergotenda®



Gables are finishing profiles designed for the lateral openings of pitched Pergotendas®.

They are most often implemented when using Stratus Screens or for custom enclosure and structural designs. Gables often have a taut fabric stretched over the trapezoidal opening created by the pitch that helps complete the structure. Gable coverings are available in various fabrics such as Clear Vinyl, Eclissi, or Serge Ferrari®.

# Exterior Solar Screens

Exterior solar screens are retractable, vertical shades designed to provide sun protection, with the possibility to manage climate, privacy, insects, as well as light rain.

Various options – manual or motorized, cassette or open roll, blackout or transparent – allow you to personalize and take control of your outdoor living space. They can be used to enclose patios, preserve the view, and potentially heat during colder seasons.





Summit | Blind Appeal





# Summit

Exterior Solar Screen



Our benchmark screen design  
offered in a round or square cassette

# Summit Exterior Solar Screen

Summit is a benchmark shading system exclusively manufactured and sold by Corradi USA. The standard cassette is round, however, it is possible to upgrade to a square headbox. Side guide options include ShyZip® spring fabric retention system or stainless steel cable guides for both manual or motorized. The manual option includes a detachable clicking crank with a foldable handle. The detachable crank can be used on a manual shade up to the manual maximum length of 16' wide. Any

shade more than 16' wide must be motorized. Corradi offers the latest Somfy® motors and accessories. Motor configurations can include a standard motor with a wired switch or a RTS motor with a wireless remote. Also, the wireless options can be used with sun and wind sensors that allow the shade to be automatically operated under specific conditions. The Summit is delivered ready to install with easy-to-use ceiling brackets, with the option to upgrade to wall brackets if those are needed instead.

## IDEAL APPLICATIONS

### WINDOWS INSTALLED AS AN EXTERIOR APPLICATION

### GARAGE DOOR OPENINGS FOR A MULTI-USE AND INSECT FREE SPACE

### ENCLOSING PATIOS OR PERGOLAS FOR PRIVACY

### ROOM DARKENING OR GLARE REDUCTION

### OUTDOOR BAR AND DINING AREAS AT RESTAURANTS OR HOTELS

### PUBLIC SPACES SUCH AS CLASSROOMS, PARKS, RETAIL STORES, ETC.

## SIZES

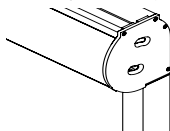
### MAX WIDTH\*: 216"

### MAX HEIGHT\*\*: 192"

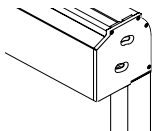
\*Manual units can only be made up to a 16' (192") width.

\*\*Maximum heights may be less for certain fabrics.

\*\*\*Max height for clear vinyl is 108"



Standard Curved Front Option



Square Front Upgrade

## FRAME COLORS

### POWDER COATING\*

The aluminum extrusions are painted in-house with our state-of-the-art powder coating line using certified Qualicoat cycle epoxy powders (AAMA 2605).

\*RAL CUSTOM COLOR POWDER COATING IS ALSO AVAILABLE

Due to print variation these finish images should not be used for final production specifications.



WHITE  
QUARTZ



GLACIER



ANTHRACITE



CARBON



BEACH  
SAND



DUNE



GRANITE



CORTEN



URBAN  
BRONZE

## FABRICS

### PHIFER

Solar protection fabrics with a wide range of colors and opacities.

### TUFFSCREEN

SHEERWEAVE  
SUNTEX

### TEMPOTEST USA

Vibrant and durable injection dyed acrylic fabrics.

### SOLID ACRYLICS

SOLID ACRYLICS FR

### SERGE FERRARI

Precontract® tension vinyl and solar protection fabrics.

### SOLTIS HORIZON 86

SOLTIS PERFORM 92

SOLTIS PROOF 502 (WATERPROOF)

### SOLTIS HARMONY 88

SOLTIS PROOF W96 & W88 (WATERPROOF)

SOLTIS OPAQUE

### CLEAR VINYL WINDOWS WITH BORDERS

Protect from rain and maintain your view. Clear vinyl windows include borders that can be constructed from vinyl coated textiles or acrylic fabrics.

Other fabrics may be available upon request.

## MOTORS

SOMFY® 500 STARHEAD SERIES (MAESTRIA)

(override CMO not available)



Summit | Conroe Screen & Awning





# Harbor

Exterior Solar Screen



Larger cassette system with a curved front

# Harbor Exterior Solar Screen

Harbor is a heavy duty cassette system with a bigger roll-tube and curved headbox. Side guide options include ShyZip® spring fabric retention system or stainless steel cable guides for both manual or motorized. The manual option includes a detachable clicking crank with a foldable handle. The detachable crank can be used on a manual shade up to the manual maximum length of 16' wide. Any shade more than 16' wide must be motorized. Corradi offers the latest Somfy® motors and accessories.

Motor configurations can include a standard motor with a wired switch or a RTS motor with a wireless remote. Also, the wireless options can be used with sun and wind sensors that allow the shade to be automatically operated under specific conditions. Please note Harbor does not use mounting brackets as it is mounted by drilling directly through the top of the fixed side of the cassette.

## IDEAL APPLICATIONS

**LARGER WIDTHS AND OPENINGS**

**WINDOWS INSTALLED AS AN EXTERIOR APPLICATION**

**GARAGE DOOR OPENINGS FOR A MULTI-USE AND INSECT FREE SPACE**

**ENCLOSING PATIOS OR PERGOLAS FOR PRIVACY**

**ROOM DARKENING OR GLARE REDUCTION**

**OUTDOOR BAR AND DINING AREAS AT RESTAURANTS OR HOTELS**

**PUBLIC SPACES SUCH AS CLASSROOMS, PARKS, RETAIL STORES, ETC.**

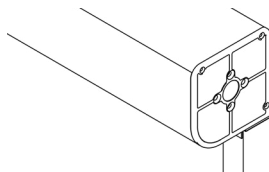
## SIZES

**MAX WIDTH\*: 276"**

**MAX HEIGHT\*\*: 192"**

\*Manual units can only be made up to a 16' (192") width.

\*\*Maximum widths may be less for certain fabrics.



## FRAME COLORS

### POWDER COATING\*

The aluminum extrusions are painted in-house with our state-of-the-art powder coating line using certified Qualicoat cycle epoxy powders (AAMA 2605).

\*RAL CUSTOM COLOR POWDER COATING IS ALSO AVAILABLE

Due to print variation these finish images should not be used for final production specifications.



**WHITE  
QUARTZ**



**GLACIER**



**ANTHRACITE**



**CARBON**



**BEACH  
SAND**



**DUNE**



**GRANITE**



**CORTEN**



**URBAN  
BRONZE**

## FABRICS

### PHIFER

Solar protection fabrics with a wide range of colors and opacities.

### TUFFSCREEN

**SHEERWEAVE  
SUNTEX**

### TEMPOTEST USA

Vibrant and durable injection dyed acrylic fabrics.

### SOLID ACRYLICS

**SOLID ACRYLICS FR**

### SERGE FERRARI

Prestraint® tension vinyl and solar protection fabrics.

### SOLTIS HORIZON 86

**SOLTIS PERFORM 92**

**SOLTIS PROOF 502 (WATERPROOF)**

### SOLTIS HARMONY 88

**SOLTIS PROOF W96 & W88 (WATERPROOF)**

**SOLTIS OPAQUE**

### CLEAR VINYL WINDOWS WITH BORDERS

Protect from rain and maintain the view. Clear vinyl windows include borders that can be constructed from vinyl coated textiles or acrylic fabrics.

Other fabrics may be available upon request.

## MOTORS

**SOMFY® 500 STARHEAD SERIES (MAESTRIA)**

(override CMO not available)



Harbor | Blind Appeal





Vista | Blind Appeal

# Vista

Exterior Solar Screen



Open-roll screen without the cassette

# Vista Exterior Solar Screen

Vista is an open-roll system without a cassette or headbox. It can be installed within 7"x7" pockets for seamless integration. Side guide options include ShyZip® spring fabric retention system or stainless steel cable guides for both manual or motorized. The manual option includes a detachable clicking crank with a foldable handle. The detachable crank can be used on a manual shade up to the manual maximum length of 16' wide.

Any shade more than 16' wide must be motorized. Corradi offers the latest Somfy® motors and accessories. Motor configurations can include a standard motor with a wired switch or a RTS motor with a wireless remote. Also, the wireless options can be used with sun and wind sensors that allow the shade to be automatically operated under specific conditions. Brackets are provided that can be used for wall or ceiling mounts.

## IDEAL APPLICATIONS

### RECESSED POCKET INSTALLATIONS

### WINDOWS INSTALLED AS AN EXTERIOR APPLICATION

### GARAGE DOOR OPENINGS FOR A MULTI-USE AND INSECT FREE SPACE

### ENCLOSING PATIOS OR PERGOLAS FOR PRIVACY

### ROOM DARKENING OR GLARE REDUCTION

### OUTDOOR BAR AND DINING AREAS AT RESTAURANTS OR HOTELS

### PUBLIC SPACES SUCH AS CLASSROOMS, PARKS, RETAIL STORES, ETC.

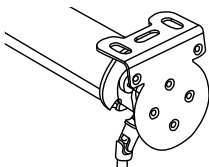
## SIZES

**MAX WIDTH\*: 276"**

**MAX HEIGHT\*\*: 192"**

\*Manual units can only be made up to a 16' (192") width.

\*\*Maximum widths may be less for certain fabrics.



## FRAME COLORS

### POWDER COATING\*

The aluminum extrusions are painted in-house with our state-of-the-art powder coating line using certified Qualicoat cycle epoxy powders (AAMA 2605).

\*RAL CUSTOM COLOR POWDER COATING IS ALSO AVAILABLE

Due to print variation these finish images should not be used for final production specifications.



**WHITE  
QUARTZ**



**GLACIER**



**ANTHRACITE**



**CARBON**



**BEACH  
SAND**



**DUNE**



**GRANITE**



**CORTEN**



**URBAN  
BRONZE**

## FABRICS

### PHIFER

Solar protection fabrics with a wide range of colors and opacities.

### TUFFSCREEN

**SHEERWEAVE  
SUNTEX**

### TEMPOTEST USA

Vibrant and durable injection dyed acrylic fabrics.

### SOLID ACRYLICS

**SOLID ACRYLICS FR**

### SERGE FERRARI

Preconstraint® tension vinyl and solar protection fabrics.

### SOLTIS HORIZON 86

**SOLTIS PERFORM 92**

**SOLTIS PROOF 502 (WATERPROOF)**

### SOLTIS HARMONY 88

**SOLTIS PROOF W96 & W88 (WATERPROOF)**

**SOLTIS OPAQUE**

### CLEAR VINYL WINDOWS WITH BORDERS

Protect from rain and maintain the view. Clear vinyl windows include borders that can be constructed from vinyl coated textiles or acrylic fabrics.

Other fabrics may be available upon request.

## MOTORS

**SOMFY® 500 STARHEAD SERIES (MAESTRIA)**

(override CMO not available)



Vista | Conroe Awning & Screen






Horizon | Pure Tech Window Fashion

# Horizon

360° Screen



360° mounting & bottom-up operation

# Horizon 360° Exterior Solar Screen

Designed for interior and exterior skylight shading, as well as mounting to existing structures or frameworks, the Horizon is a unique solar protection solution. It is capable of up to 195 square feet of coverage per individual unit. Even greater coverage can be created by installing the units side by side. Bottom-up applications are possible as well as 360° mounting at any angle. The Horizon can be mounted flush or up to a 2 foot distance from the mounting surface depending on the brackets used, L-brackets for flush mounts or stand-off brackets for mounting above the surface.

The Horizon has specifically engineered tracks that provide a constantly tensioned design. Motorized only, it is available with several motor configurations, including a standard motor with a wired switch or a RTS motor with a wireless remote. The wireless option can be used with sun and wind sensors that allow the shade to be automatically operated under specific conditions. Corradi offers the latest Somfy® motors and accessories. All solar screen fabrics or solid awning fabrics are available for this system. The Horizon is designed for sun control only, and is not intended to protect from rain.

## FEATURES

### RETRACTABLE CASSETTE SCREEN

### 360° MOUNTING RANGE

### CONSTANT TENSION DESIGN

### FLUSH (L-BRACKET) AND STAND-OFF MOUNT AVAILABLE

### MOTORIZED ONLY

### SIDE TRACK GUIDES REQUIRED

## IDEAL APPLICATIONS

### BOTTOM-UP OPERATION

### SKYLIGHTS

### SUNROOMS

### NEW OR EXISTING PERGOLAS

### ANY HORIZONTAL INSTALLATION

## SIZES

### MAX WIDTH

180" W/ 156" DROP

### MAX DROP

180" W/ 156" WIDTH

### MIN WIDTH

60"

### MIN DROP

60"

## FRAME COLORS

### POWDER COATING\*

The aluminum extrusions are painted in-house with our state-of-the-art powder coating line using certified Qualicoat cycle epoxy powders (AAMA 2605).

\*RAL CUSTOM COLOR POWDER COATING IS ALSO AVAILABLE

Due to print variation these finish images should not be used for final production specifications.



**WHITE  
QUARTZ**



**GLACIER**



**ANTHRACITE**



**CARBON**



**BEACH  
SAND**



**DUNE**



**GRANITE**



**CORTEN**



**URBAN  
BRONZE**

## FABRICS\*

### PHIFER

Solar protection fabrics with a wide range of openness

### TUFFSCREEN

### SHEERWEAVE

### SUNTEX

### TEMPOTEST USA

Vibrant and durable injection dyed acrylic fabrics.

### SOLID ACRYLICS

### SOLID ACRYLICS FR

### SERGE FERRARI

Preconstraint® tension vinyl and solar protection fabrics.

### SOLTIS HORIZON 86

### SOLTIS PERFORM 92

### SOLTIS PROOF 502 (WATERPROOF)

### SOLTIS HARMONY 88

### SOLTIS PROOF W96 (WATERPROOF)

### SOLTIS OPAQUE

### CLEAR VINYL WINDOWS WITH BORDERS

Protect from rain & keep the view. Clear vinyl windows include borders that can be constructed from vinyl coated textiles or acrylic fabrics.

Other fabrics may be available upon request.

## MOTORS

### SOMFY® 500 STARHEAD SERIES (MAESTRIA)

CMO not available



Horizon | Cain Awning



# Shading Systems

Sculpt the light and shadow of your outdoor space with Corradi's premier awning line. Meticulously designed to include a diverse range of styles, our awnings provide stylish sun protection. From the sleek, highly sought-after Shan to the versatile and innovative Frame, they function as modern outdoor living solutions.







Klip | Elevated Surfaces

# Klip & Klip Pod

Retractable Awning



Open-roll with optional protective case

# Klip & Klip Pod Retractable Awnings

Klip and Klip Pod are innovative awnings designed for sun protection. The standard Klip is an open-roll system while the Pod option offers a protective case. They can be wall-mounted or roof-mounted, as well as installed beneath an eave. Offered in a motorized version with Somfy® products and accessories such as sun and wind sensors. The Klip can also be operated manually via a gear and crank. Arms are constructed with patented dual inline compression and

tension springs, stainless steel strands PVC coated belt, and double sealed bearing elbow joints tested to 60,000 cycles. All of these components consist of powder coated aluminum and/or steel for a seamless design concept. The Klip and the Klip Pod utilize die-cast arm brackets to obtain the highest strength and still provide ease of installation and pitch adjustment.

## FEATURES & OPTIONS

**OPEN-ROLL OR SEMI-CASSETTE (KLIP POD)**

**RETRACTABLE, LATERAL ARM AWNING**

**MOTORIZED OR MANUAL (KLIP POD MUST BE MOTORIZED)**

**PITCH RANGES BETWEEN 5° AND 45°**

**STRONG ARM BRACKETS**

**CERTIFIED ITALIAN STAINLESS STEEL SCREWS & PINS**

**WALL, CEILING OR ROOF MOUNT**

**PROTECTIVE HOOD AVAILABLE FOR OPEN-ROLL OPTION**

## SIZE/WIDTH RANGE

### KLIP

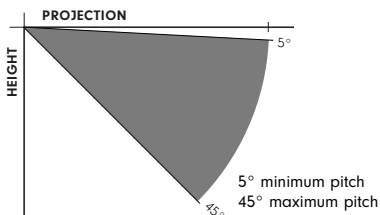
PROJECTION	MIN WIDTH	MAX WIDTH
6'6"	120" / 10'	360" / 30'
8'4"	144" / 12'	360" / 30'
10'	168" / 14'	360" / 30'
11'6"	168" / 14'	360" / 30'

### KLIP POD

PROJECTION	MIN WIDTH	MAX WIDTH
6'6"	120" / 10'	213" / 17'9"
8'4"	144" / 12'	213" / 17'9"
10'	168" / 14'	213" / 17'9"
11'6"	168" / 14'	213" / 17'9"

## PROJECTION & PITCH

PITCH RANGE FOR BOTH Klip & Klip Pod



## FRAME COLORS

### POWDER COATING\*

The aluminum extrusions are painted in-house with our state-of-the-art powder coating line using certified Qualicoat cycle epoxy powders (AAMA 2605).

\*CUSTOM COLOR PAINTING IS ALSO AVAILABLE

Due to print variation these finish images should not be used for final production specifications.



**WHITE  
QUARTZ**



**GLACIER**



**ANTHRACITE**



**CARBON**



**BEACH  
SAND**



**DUNE**



**GRANITE**



**CORTEN**



**URBAN  
BRONZE**

## FABRICS

### TEMPOTEST USA

Vibrant and durable injection dyed acrylic fabrics.

**SOLID ACRYLICS**

**SOLID ACRYLICS FR**

Other fabrics may be available upon request.

## MOTORS

**SOMFY® 500 STARHEAD SERIES**

Override CMO is available.



Klip | Ross Howard Designs



Klip Pod | Budget Blinds of Wichita Falls









# Svet

Retractable Awning



Open-roll awning with a square front bar

# Svet Retractable Awning

Svet is an elegant, open-roll awning suited for solar protection. It uses the patented Urban and Katana arms, the essences of the most advanced technology and fine Italian design. Only stainless steel hardware is used, and the patented roller tube bracket seamlessly integrates with the square bar to eliminate the need for unsightly external bolted on brackets found in most other standard designs.

It also features the innovative Dynamic Arm Torsion System, which helps protect the traction mechanism and prevents fabric tears. Available in 9 standard colors - all finishes are matte. A complete line of awning fabrics is available, featuring our Para Tempotest line of 100% acrylic awning material. The Svet is patented in both technology and design.

## FEATURES

### OPEN-ROLL

### RETRACTABLE, LATERAL ARM AWNING

### MOTORIZED WITH CMO OPTION (CONTROL MOTOR OVERRIDE)

### PITCH RANGES BETWEEN 5° AND 45°

### STRONG ARM BRACKETS

### CERTIFIED ITALIAN STAINLESS STEEL SCREWS & PINS

### WALL, CEILING OR ROOF MOUNT

### PROTECTIVE HOOD AVAILABLE

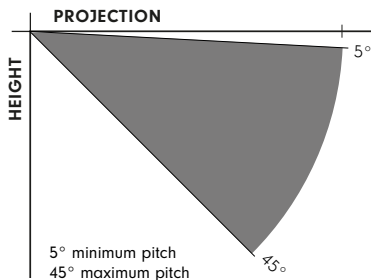
### PATENTED DESIGN

### OPTIONAL LED FRONT BAR

## SIZE/WIDTH RANGE

PROJECTION	MIN WIDTH	MAX WIDTH
6'6"	120" / 10'	360" / 30'
8'4"	120" / 10'	360" / 30'
10'	168" / 14'	360" / 30'
11'6"	168" / 14'	360" / 30'
13'6"	192" / 16'	360" / 30'

## PROJECTION & PITCH



## FRAME COLORS

### POWDER COATING\*

The aluminum extrusions are painted in-house with our state-of-the-art powder coating line using certified Qualicoat cycle epoxy powders (AAMA 2605).

\*CUSTOM COLOR PAINTING IS ALSO AVAILABLE

Due to print variation these finish images should not be used for final production specifications.



## FABRICS

### TEMPOTEST USA

Vibrant and durable injection dyed acrylic fabrics.

### SOLID ACRYLICS

### SOLID ACRYLICS FR

Other fabrics may be available upon request.

## MOTORS

### SOMFY® 500 STARHEAD SERIES

Override CMO is available.



Svet | Opdyke Awning







Svet | Conroe Awning & Screen



Shan | Opdyke Awnings

# Shan

Retractable Awning  
by ShadeLab



State-of-the-art square cassette awning

# Shan Retractable Awning

Shan is a box cassette awning that is made to be wall-mounted due to its shape and design. The Shan is offered in a motorized version only, equipped with a torque sensing motor. The Dynamic Tilting System allows the tilting of the support when the awning is retracting, maintaining a perfect closure of the cassette. The special gasket along the length of the front bar makes the awning watertight and ensures silent closure. The compact, cassette dimensions are 10.16" in height and 7.28" deep. The Shan uses the patented Urban and Katana arms,

the essences of the most advanced technology and fine Italian design. It also features the innovative Dynamic Arm Torsion System, which helps protect the traction mechanism and prevents fabric tears. The micrometric regulation of pitch allows for easy and precise adjustment. Available in 9 standard colors—all finishes are matte. A complete line of awning fabrics is available, featuring our Para Tempotest line of 100% acrylic awning material. The Shan is a design patented system.

## FEATURES

### SQUARE CASSETTE

### RETRACTABLE, LATERAL ARM AWNING

### MOTORIZED ONLY

### PITCH RANGES BETWEEN 0° AND 45°

### STRONG ARM BRACKETS

### CERTIFIED ITALIAN STAINLESS STEEL SCREWS & PINS

### WALL-MOUNT ONLY

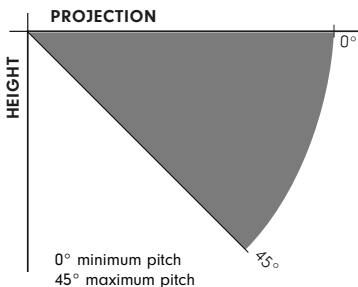
### PATENTED DESIGN

### RED DOT DESIGN AWARD WINNER

## SIZE/WIDTH RANGE

PROJECTION	MIN WIDTH	MAX WIDTH
6'6"	120" / 10'	276" / 23'
8'4"	120" / 10'	276" / 23'
10'	144" / 12'	276" / 23'
11'6"	168" / 14'	276" / 23'
13'6"	192" / 16'	276" / 23'

## PROJECTION & PITCH



## FRAME COLORS

### POWDER COATING\*

The aluminum extrusions are painted in-house with our state-of-the-art powder coating line using certified Qualicoat cycle epoxy powders (AAMA 2605).

\*CUSTOM COLOR PAINTING IS ALSO AVAILABLE

Due to print variation these finish images should not be used for final production specifications.



WHITE  
QUARTZ



GLACIER



ANTHRACITE



CARBON



BEACH  
SAND



DUNE



GRANITE



CORTEN



URBAN  
BRONZE

## FABRICS

### TEMPOTEST USA

Vibrant and durable injection dyed acrylic fabrics.

### SOLID ACRYLICS

### SOLID ACRYLICS FR

Other fabrics may be available upon request.

## MOTORS

**SOMFY® BRAND TORQUE SENSING RADIO MOTOR REQUIRED FOR SHAN.**

Override CMO is NOT available.



Shan | Artivo Shades





Shan | Blind Appeal






Feng | Custom Window Coverings

# Feng

Retractable Awning  
by ShadeLab



Contemporary round cassette awning

# Feng Retractable Awning

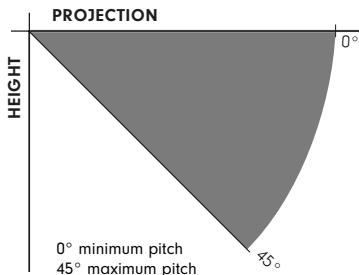
Feng creates spacious shade to enjoy moments of relaxation. Featuring a unique round profile, it breaks the rules of traditional cassette awnings that tend to be square. Available in motorized only, its smooth and somewhat silent operation provide innovative solar protection. When the round cassette is completely closed, it create a seamless design that adapts to the surrounding architecture. Its patented Urban and Katana arms feature the Dynamic Arm Torsion System, which helps protect the traction mechanism and

prevents fabric tears. With LED lighting options for the cassette and arms, Feng provides total flexibility when it comes to shading outdoor spaces. Available in 9 standard colors—all finishes are matte. A complete line of awning fabrics is available, featuring our Para Tempotest fabrics made of 100% acrylic awning material. The micrometric regulation of pitch allows you to adjust the pitch of your circular, retractable awning for easy and precise use.

## FEATURES

- ROUND CASSETTE PROTECTED AWNING**
- RETRACTABLE, LATERAL ARM AWNING**
- MOTORIZED ONLY**
- PITCH RANGES BETWEEN 0° AND 45°**
- STRONG ARM BRACKETS**
- CERTIFIED ITALIAN STAINLESS STEEL SCREWS & PINS**
- WALL-MOUNT ONLY**
- OPTIONAL LEDs ON ARMS & CASSETTE**

## PROJECTION & PITCH



## SIZE/WIDTH RANGE

PROJECTION	MIN WIDTH	MAX WIDTH
6'6"	120" / 10'	276" / 23'
8'4"	144" / 12'	276" / 23'
10'	144" / 12'	276" / 23'
11'6"	168" / 14'	276" / 23'



## FRAME COLORS

### POWDER COATING\*

The aluminum extrusions are painted in-house with our state-of-the-art powder coating line using certified Qualicoat cycle epoxy powders (AAMA 2605).

\*CUSTOM COLOR PAINTING IS ALSO AVAILABLE

Due to print variation these finish images should not be used for final production specifications.



## FABRICS

### TEMPOTEST USA

Vibrant and durable injection dyed acrylic fabrics.

**SOLID ACRYLICS**   **SOLID ACRYLICS FR**

Other fabrics may be available upon request.

## MOTORS

**SOMFY® 500 STARHEAD SERIES**

Override CMO is available.



Feng | Artivo Shades









# Frame

Retractable Awning  
by ShadeLab



Innovative tensioned track shading system

# Frame Retractable Awning

Frame is a horizontal shade with tensioned tracks instead of retracting arms. A tensioning system with gas pistons, high-strength drive belt, and full cassette makes Frame the adaptable shade that elevates outdoor living spaces. The innovative front profile creates more stability in the product's design, giving it a unique and unmistakable look. Designed to provide solar protection, however, when configured appropriately, it can be used for water protection.

With enough pitch, waterproof fabric, and ShyZip guides, the product can be used during rain. If installed without ShyZip or flat, it should only be used for protection against the sun. 9 standard powder coating colors available with a variety of solar and waterproof fabrics. Wall-mount and adjustable stand-off brackets are provided along with the option to add a front stand for additional support or install it on a pre-designed structure.

## FEATURES

### MOTORIZED ONLY

### SQUARE CASSETTE

### TENSIONED GAS PISTONS

### WIDE PITCH RANGE

### CERTIFIED ITALIAN STAINLESS STEEL SCREWS & PINS

### WALL-MOUNT OR INSTALL ONTO EXISTING STRUCTURES

### SHYZIP GUIDES AVAILABLE

### OPTIONAL FRONT SUPPORTING STAND

## PITCH

No limitations on pitch unless system is intended for rain protection. In that case, a Serge Ferrari waterproof fabric with ShyZip and a minimum of a 15° pitch is required.

## DIMENSIONS

PROJECTION	MIN WIDTH	MAX WIDTH
8'3"	79" / 67"	276" / 23'
9'11"	79" / 67"	276" / 23'
11'6"	79" / 67"	276" / 23'
13'2"	79" / 67"	276" / 23'
14'10"	79" / 67"	276" / 23'
16'5"	79" / 67"	256" / 21'4"
18'11"	79" / 67"	237" / 19'9"
19'9"	79" / 67"	237" / 19'9"
21'4"	79" / 67"	197" / 16'5"
23'	79" / 67"	197" / 16'5"

### MAX WIDTH

276" W/ 178" PROJECTION

### MAX PROJECTION

276" W/ 197" WIDTH

### MAX SYSTEM SIZE WHEN USING SHYZIP

197" x 197"

### MAX SYSTEM SIZE WHEN USING FRONT STAND

197" x 197"

## FRAME COLORS

### POWDER COATING\*

The aluminum extrusions are painted in-house with our state-of-the-art powder coating line using certified Qualicoat cycle epoxy powders (AAMA 2605).

\*CUSTOM COLOR PAINTING IS ALSO AVAILABLE

Due to print variation these finish images should not be used for final production specifications.



WHITE  
QUARTZ



GLACIER



ANTHRACITE



CARBON



BEACH  
SAND



DUNE



GRANITE



CORTEN



URBAN  
BRONZE

## FABRICS

Other fabrics may be available upon request.

### TEMPOTEST USA\*

Vibrant and durable injection dyed acrylic fabrics.

\*Not suitable for rain.

### SERGE FERRARI

Precontraint® tension vinyl and solar protection fabrics.

### SOLTIS HORIZON 86

### SOLTIS PERFORM 92

### SOLTIS PROOF 502 (WATERPROOF)

### SOLTIS HARMONY 88

### SOLTIS PROOF W96 (WATERPROOF)

### SOLTIS PROOF W88 (WATERPROOF)

## MOTORS

SOMFY® 500 STARHEAD SERIES (ALTUS)





Frame | New Haven Awning





Defense | Outdoor Living Solutions

# Defense

Shade Sail



Nautically inspired retractable shade

# Defense Shade Sail

The Defense Shade Sail is truly one of a kind with materials typically used at sea. A self-supporting shade composed of a stainless steel frame and white Dacron canvas sail that may be rotated up to 360°. It is motorized only, allowing the fabric to retract with the use of a remote control for convenience. It can be fitted with an anemometer that triggers the sail to automatically close in the event of strong winds.

The freestanding shade sail consists of 2 white, winding sails on a horizontal mast attached to a curved frame. The sails are also connected to stainless steel supporting arms and tensioned by high tenacity Dyneema straps. With three mounting options, the Defense Shade Sail provides versatility while maintaining a modern, nautical elegance. A stainless steel cleaning kit and sail cover are available.

## FEATURES

### FREESTANDING SHADE SAIL

### NAUTICAL DESIGN, TECHNOLOGY & COMPONENTS

### MOTORIZED ONLY

### 360° ROTATION

### 3 MOUNTING OPTIONS

### BRUSHED/POLISHED STAINLESS STEEL FINISH

### SALINITY RESISTANT

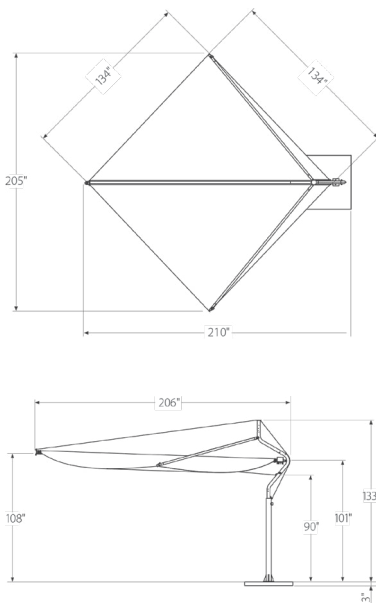
### SENSORS AVAILABLE

### 3 mount/standing options:

- » Anchored to the ground - anchors not supplied (standard)
- » Counter plate with prongs embedded in concrete slab
- » Ballasted base with optional stainless steel cover - ballast blocks not supplied

**PLEASE NOTE WHEN INSTALLING ON BALCONY/ TERRACE:** Check load capacity of area on which the shade is to be installed.

## DETAILED DEFENSE MEASUREMENTS



## FRAME COLORS



### STAINLESS STEEL ONLY

Due to print variation these finish images should not be used for final production specifications.

## FABRICS



### DACRON CANVAS WHITE ONLY


## MOTORS

### SOMFY 535 CMO (MOTOR OVERRIDE) ONLY

### EOLIS RTS SENSOR KIT ANEMOMETER (MOTOR CONNECTED WIND SENSOR)



Defense | Outdoor Living Solutions



A photograph of a modern, multi-level restaurant interior. A large, lush green palm tree stands prominently in the center. The restaurant features several levels with dark metal railings. In the foreground, a sign with the word "Shore" is visible. The lower levels are brightly lit, showing tables and chairs. The upper levels are dimly lit, with people seated at tables. A large white lamp is visible on the upper level. The overall atmosphere is contemporary and tropical.

Shore



# Why Corradi?



**For over 40 years** we have been designing solutions that allow you to enjoy and enhance outdoor spaces, and for over 10 years we have extended our solutions to the USA. We have come a long way from the small artisanal workshop in 1978 to today's factories that use the best production technologies and distribute products throughout the world. We were the first to patent the product that embodies the archetype of shading, the perfect combination of a pergola and a sun shade. In addition to Pergotenda®, we also offer louvered roof pergolas, exterior screens, awnings, and various unique shading systems. With our exceptional quality, versatile designs, and commitment to innovation, we guarantee that our shading solutions will elevate your outdoor living experience. We put ourselves in your shoes and ask ourselves—

### Why Corradi?

- We have numerous patents that guarantee exclusivity and technical expertise.
- Pergotenda® is made only by Corradi.
- We have over 40 years of dedicated experience with outdoor spaces.
- Our products are high quality, innovative, and custom made.
- Italian design is our signature.
- We offer a wide range of products and services that are constantly evolving.
- From the design phase to manufacturing and installation, we provide support in all aspects of project management.
- Our Dealers are chosen, authorized, and trained to be the best.
- We believe in the uniqueness of people and products.
- Our mission is to empower you to make the most of your outdoor living space by offering specialized shading solutions.



# credits

General Coordination & Contents by  
**Corradi USA/EU Marketing & Communications**  
**Priscilla Olivas**  
**Pierce Hunt**  
**Lucrezia Bonfili**

Cover Photo & Installation  
**Miami Awning, Miami, FL**

Photographic Services & Installation Images Corradi USA  
**AMPM Window Coverings, Tyler TX**  
**Architect of Shade, Colleyville TX**  
**Artivo Shades, Toronto ON, Canada**  
**Awnings of Hollywood, Hollywood FL**  
**Bella Outdoor Living, Westbank BC, Canada**  
**Blind Appeal, Nampa ID**  
**Budget Blinds of Wichita Falls, Wichita Falls TX**  
**Cain Awning, Birmingham AL**  
**Conroe Awning & Screen, Conroe TX**  
**Custom Window Coverings, Santa Fe NM**  
**Elevated Surfaces, Lavon TX**  
**EYA, LLC**  
**Miami Awning, Miami FL**  
**New Haven Awning, New Haven CT**  
**Opdyke Awnings, Wall Township NJ**  
**Outdoor Living Solutions, London ON, Canada**  
**Pure Tech Window Fashion, Seattle WA**  
**Ross Howard Designs, Dallas TX**  
**The Deck Awning Company, Rockville MD**  
**Total Shade, Frisco TX**

Special Thanks to  
**Our Dealers for the Support**

Printing  
**Digital Marketing & Print Solutions**

# disclaimer

This catalog, the information, technical features, product descriptions, names, images, photographs, reproductions, trademarks contained herein are an exclusive property of Corradi Srl & Corradi USA and are subject to the according norms for trademarks, patents, royalties, intellectual property and unfair competition.

Without written authorization by Corradi, any reproduction, even partial, of the information, technical features, descriptions, names, images, photographs, trademarks in this catalogue is prohibited. The manufacturer may modify or improve the products in this catalog without dispute. Differences in color tones may occur and depend on the production technique.

THE  
outdoor  
ALCHEMIST



Distributed in Canada by:

**GiCor lodging projects Ltd.**

2410 - 39 Ave NE

Calgary, AB

Canada T2E 6X1

1-866-664-4267

[sales@gicor.com](mailto:sales@gicor.com)

**Corradi USA**

1910 N Josey Ln, Carrollton, TX 75006

T +1 800 882 8393

E [info@corradiusa.com](mailto:info@corradiusa.com)

[www.corradiusa.com](http://www.corradiusa.com)

