



Product Guide

Honeycomb Collection

Revised 4/15/2013



Contact

Address:

QMotion Shades
3400 Copter Road
Pensacola, FL 32514

Website:

www.qmotionshades.com
qmotioninfo@qmotionshades.com

Phone:

Customer Service Number: 877.849.6070
Fax: 850.208.3409

Social:

<http://www.twitter.com/qmotionshades>
<http://qmotionblog.com/>
<http://www.facebook.com/QmotionShades>



Table of contents

Features.....	1
Designs.....	2
Fabric Choices.....	3
Outer Dimensions and Stack Height.....	4
Shades Specifications.....	5
Range Expectations.....	9
Controls.....	10
Wall Docking Stations.....	13
Shade Measurement Instructions.....	14
Order Form Guide/Form.....	16
Reference Information.....	18
Setting Hembar Position.....	19
Advanced Remote Settings.....	20
Copyright Notice and Disclaimer.....	22
Limited Warranty.....	23



Features

QMotion® offers state-of-the-art natural light control with the following benefits:



day, day of week, sunrise, or sunset. Create six distinct settings and let the shades do the rest.

- *Want to control multiple shades with just one remote?* QMotion® multi-channel remote controls 6 individual shades or 6 groups of shades all with one remote control. Each channel can have an unlimited number of shades programmed to it.
- *Controlling roller shades and honeycomb shades?* Qmotion® transmitters can control both Honeycomb and Roller shades from Qmotion®. Move them together by putting them on the same button, or separately using different controls or buttons.

Unmatched quietness

- QMotion® engineers developed a honeycomb shade with whisper quiet operation for a beautiful and peaceful experience, combined with excellent insulating benefits.

Several different control options

- QMotion® Honeycomb Shades offer the convenience of moving the shade up or down, stopping at any of the top, the bottom, three programmable intermediate stops, or anywhere in between; all with the ease of a button press.
- *Lose your remote? No problem!* QMotion® Honeycomb Shades can be moved up or down manually with no remote control. Simply give the shade a gentle pull to get them started.
- *Interested in reducing your energy bills?* The programmable timer remote can be set up to move your QMotion® Honeycomb shade automatically. Automate your shades by time of





Designs

QMotion® delivers beautiful design options that compliment any room.

Distinctive designs

- Generous fabric collection of light filtering, decorative and beautiful blackout materials.
- Honeycomb construction provides superior insulation and energy efficiency.
- No visible cords or cord holes reduces light leaks and adds to the fashionable appeal.
- All QMotion® Honeycombs, both manual and Automated, are cord-less, offering aesthetic and safety benefits as a standard.
- Fabric available in wide widths to cover large expansive windows with no seams or overlap.
- Neutral white backing provides a uniform appearance to the outside of the home.
- Multiple design options and operating systems available to provide the perfect solution for the single home-owner to the busiest family.
- Wide range of decorative styles, including soft solids and bold prints, make for a gorgeous collection.
- Integrated light blocking wool pile for inside mount shades.

Upgradeable from Manual to Automated

- QMotion® Honeycomb shades are available in a fully cordless manual shade, with the aesthetic and child safety benefits as a standard. Or, select Automated. Manual honeycomb shades from Qmotion can be upgraded, easily, at any time.





Fabric Choices

QMotion® honeycomb shades give you the flexibility you desire.

The honeycomb collection features beautiful, high-quality fabrics that add warmth and a designer style to your home's décor.

- For deep, vibrant and consistent color in a woven fabric, choose the 3/4" Woven in a translucent or blackout.
- Choose one of the 3/4" rich colors for a luxuriously soft fabric for your window.
- Consider the 3/4" Sheer or Semi-Sheer fabric selection for a fresh look and open view to the outside.
- Popular 3/4" Textured or Classic fabrics come in translucent or blackout.
- Double Cell Texture and Classic colors are available in translucent.

Honeycomb shades come in 4 fabric types, sheer, semi-sheer, translucent, and blackout. Each offers a different degree of privacy and light control.

Sheer and Semi-Sheer Fabrics

- Transmit light with view through the shade
- Do not provide privacy
- Available in 3/4" Single Cell Fabrics

Translucent Fabrics

- Transmit filtered light with no view through the shade
- Provide moderate privacy
- Available in 3/4" Single Cell and Double Cell fabrics

Blackout Fabrics

- Blocks 99% of outside light
- Provides complete privacy and light control
- Available in 3/4" Single Cell and Double Cell fabrics

Energy Efficiency

Honeycomb shades are among the most energy-efficient window coverings available. The insular property of honeycomb fabric is attributed to its unique cellular construction creating a barrier of chambers designed to reduce heat and the damaging effects of UV light.

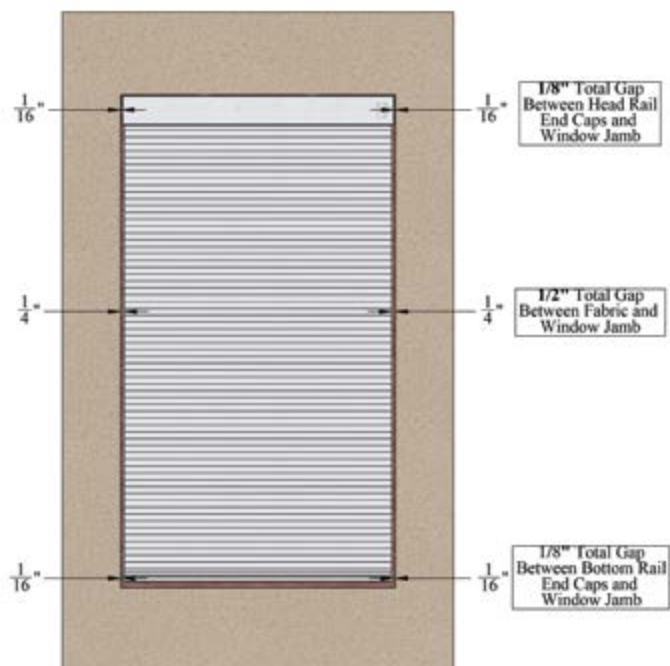
Customization that's right for you

- Choose from our assortment of remote controls. Among the choices is our programmable timer control which allows for setting of times for unattended shade movement or our multichannel remote to control various shade groups from a single hand held transmitter. All transmitters fit on our magnetic wall docking stations, and may be secured in place using our wall station adapter.
- As our programming is simple, all shades arrive ready to "learn" to your remotes. A shade may be controlled by as many as 12 different transmitters.
- Qmotion Honeycomb Shades can use the same remotes as Qmotion Roller Shades, providing unique control options.
- Combine groups and transmitters for your convenience. A channel can be for a single shade or a group of shades, and various groups can be programmed to suit the space.

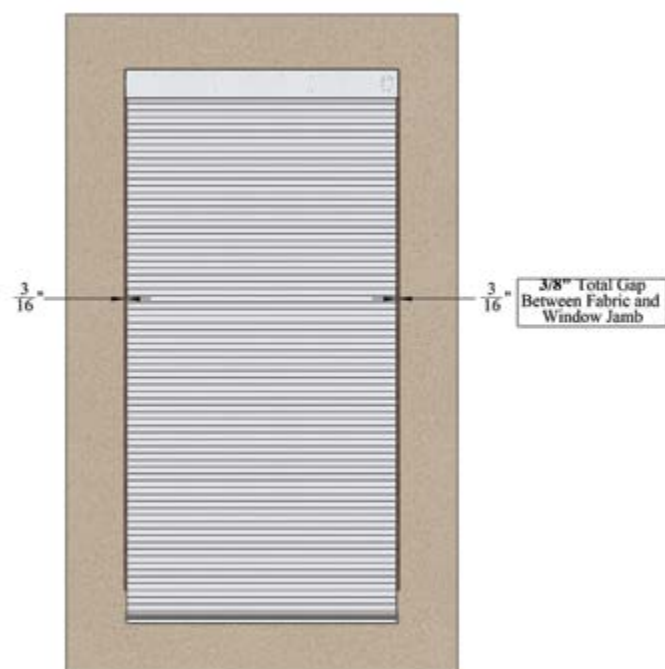


Outer Dimensions and Stack Height

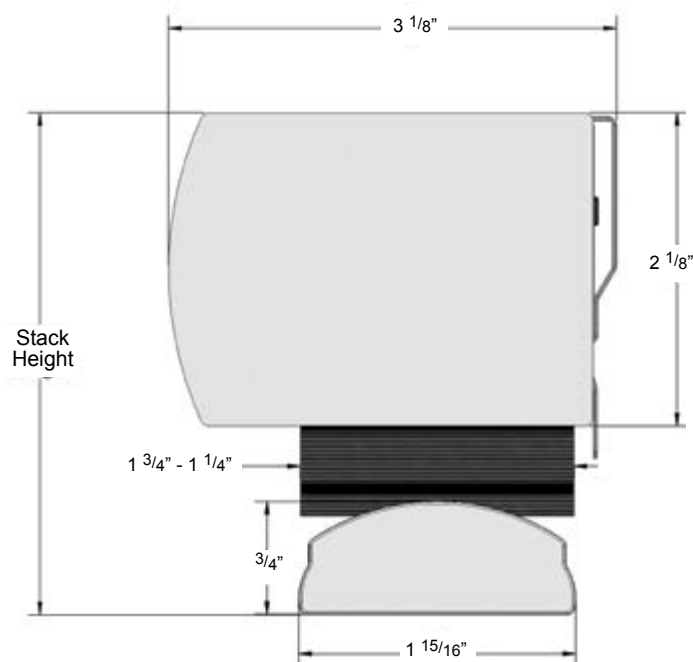
Inside Mount_Outer Dimensions Front View



Outside Mount_Outer Dimensions Front View



Stack Height



Fabric stack will vary depending on shade height and selected fabrics. Please see Fabric charts for complete shade heights including the fabric.



Shade Size Specifications

Fabric Selections (Charts on the following 4 pages):

Color Name	Fabric Type	Part #	Header/Bottom Rail Color	Price Chart	Approx. Stack Height (in inches)						Height		Width	
					24"	48"	60"	72"	84"	96"	Min.	Max.	Min.	Max.
Canyon	Double Cell Translucent	82T0013	Chestnut Brown	C	3 ⁷ / ₈	4 ² / ₈	4 ² / ₈	5 ¹ / ₈	5 ⁴ / ₈	5 ⁷ / ₈	20"	84"	20"	54"
Cloud	Double Cell Translucent	82T0014	Brilliant White	C										
Pearl	Double Cell Translucent	82T0015	Linen White	C										
Sunset	Double Cell Translucent	82T0016	Jasmine	C										
Maize	Double Cell Translucent	82T0017	Cashmere	C										
Leather	Double Cell Translucent	82T0018	Cashmere	C										
Fresh Air	Double Cell Translucent	82T0019	Linen White	C										
Tiger's Eye	Double Cell Translucent	82T0020	Jasmine	C										
Mint	3/4" Translucent	82T0021	Linen White	A	3 ⁵ / ₈	3 ⁷ / ₈	4 ² / ₈	4 ⁴ / ₈	4 ⁷ / ₈	5 ¹ / ₈	20"	84"	20"	84"
Cloud	3/4" Translucent	82T0022	Brilliant White	A										
Desert Sand	3/4" Translucent	82T0023	Cashmere	A										
Pearl	3/4" Translucent	82T0024	Linen White	A										
Eggshell	3/4" Translucent	82T0025	Linen White	A										
Banana Pudding	3/4" Translucent	82T0026	Cashmere	A										
Leather	3/4" Translucent	82T0027	Cashmere	A										
Spring Green	3/4" Translucent	82T0028	Linen White	A										
Silver	3/4" Translucent	82T0029	Ash Gray	A										
Mercury	3/4" Translucent	82T0030	Ash Gray	A										
Cottage White	3/4" Translucent	82T0031	Linen White	A										
Citrine	3/4" Translucent	82T0032	Jasmine	A										
Marble	3/4" Room Darkening	82T0033	Brilliant White	D	3 ⁵ / ₈	4	4 ² / ₈	4 ⁵ / ₈	4 ⁷ / ₈	5 ² / ₈	20"	84"	20"	54"
Canvas	3/4" Room Darkening	82T0034	Jasmine	D										
Haystack	3/4" Room Darkening	82T0035	Cashmere	D										
Asparagus	3/4" Room Darkening	82T0036	Linen White	D										
Bronze	3/4" Room Darkening	82T0037	Cashmere	D										
Brick	3/4" Room Darkening	82T0038	Terra Cotta	D										
Ash	3/4" Room Darkening	82T0039	Cashmere	D										
Milk	3/4" Room Darkening	82T0040	Brilliant White	D										
Oyster	3/4" Room Darkening	82T0041	Cashmere	D										
French Roast	3/4" Room Darkening	82T0042	Chestnut Brown	D										
Coal	3/4" Room Darkening	82T0043	Midnight Black	D										
Shamrock	3/4" Room Darkening	82T0044	Linen White	D										



Shade Size Specifications

Fabric Selections

Color Name	Fabric Type	Part #	Header/Bottom Rail Color	Price Chart	Approx. Stack Height (in inches)						Height		Width	
					24"	48"	60"	72"	84"	96"	Min.	Max.	Min.	Max.
Marble	Double Cell Room Darkening	82T0045	Linen White	D	3 ⁵ / ₈	3 ⁷ / ₈	4 ² / ₈	4 ⁴ / ₈	4 ⁷ / ₈	5 ¹ / ₈	20"	84"	20"	54"
Gold	Double Cell Room Darkening	82T0046	Jasmine	D										
Haystack	Double Cell Room Darkening	82T0047	Cashmere	D										
Brick	Double Cell Room Darkening	82T0048	Terra Cotta	D										
Milk	Double Cell Room Darkening	82T0049	Brilliant White	D										
Bone	Double Cell Room Darkening	82T0050	Cashmere	D										
French Roast	Double Cell Room Darkening	82T0051	Chestnut Brown	D										
Shamrock	Double Cell Room Darkening	82T0052	Linen White	D	3 ⁶ / ₈	4 ¹ / ₈	4 ³ / ₈	4 ⁶ / ₈	5 ¹ / ₈	5 ⁴ / ₈	20"	84"	20"	66"
Tusk	3/4" Semi Sheer	82T0061	Jasmine	F										
Veil White	3/4" Semi Sheer	82T0062	Brilliant White	F										
Floral White	3/4" Semi Sheer	82T0063	Brilliant White	F										
Champagne	3/4" Semi Sheer	82T0064	Cashmere	F										
Cornflower	3/4" Sheer	82T0065	Periwinkle	F	3 ³ / ₈	3 ⁴ / ₈	3 ⁶ / ₈	3 ⁷ / ₈	4	4 ² / ₈	20"	84"	20"	108"
Snowflake	3/4" Sheer	82T0066	Brilliant White	F										
Old Lace	3/4" Sheer	82T0067	Linen White	F										
Corn Silk	3/4" Sheer	82T0068	Cashmere	F										
Morning Dew	3/4" Sheer	82T0069	Linen White	F										
Licorice	3/4" Sheer	82T0070	Midnight Black	F										
Sugar	Double Cell Translucent	82T0071	Brilliant White	E	3 ³ / ₈	3 ⁵ / ₈	3 ⁷ / ₈	4	4 ² / ₈	4 ⁴ / ₈	20"	84"	20"	66"
Pistachio	Double Cell Translucent	82T0072	Linen White	E										
Sunglow	Double Cell Translucent	82T0073	Jasmine	E										
Seagull	Double Cell Translucent	82T0074	Linen White	E										
Russet	Double Cell Translucent	82T0075	Cashmere	E										
Caribbean	Double Cell Translucent	82T0076	Periwinkle	E										
Wheat	Double Cell Translucent	82T0077	Jasmine	E										
Quartz	Double Cell Translucent	82T0078	Linen White	E										
Cotton	Double Cell Translucent	82T0079	Brilliant White	E										
Vanilla	Double Cell Translucent	82T0080	Cashmere	E										
Sugar	3/4" Translucent	82T0081	Brilliant White	B	3 ² / ₈	3 ³ / ₈	3 ⁴ / ₈	3 ⁵ / ₈	3 ⁷ / ₈	4	20"	84"	20"	102"
Tumbleweed	3/4" Translucent	82T0082	Cashmere	B										
Sunglow	3/4" Translucent	82T0083	Jasmine	B										
Burnt Umber	3/4" Translucent	82T0084	Cashmere	B										



Shade Size Specifications

Fabric Selections

Color Name	Fabric Type	Part #	Header/Bottom Rail Color	Price Chart	Approx. Stack Height (in inches)						Height		Width	
					24"	48"	60"	72"	84"	96"	Min.	Max.	Min.	Max.
Toasted Pecan	3/4" Translucent	82T0085	Cashmere	B	3 ² / ₈	3 ³ / ₈	3 ⁴ / ₈	3 ⁵ / ₈	3 ⁷ / ₈	4	20"	84"	20"	102"
Russet	3/4" Translucent	82T0086	Cashmere	B										
Sepia	3/4" Translucent	82T0087	Chestnut Brown	B										
Olive	3/4" Translucent	82T0088	Linen White	B										
Saddle	3/4" Translucent	82T0089	Cashmere	B	3 ² / ₈	3 ³ / ₈	3 ⁴ / ₈	3 ⁵ / ₈	3 ⁷ / ₈	4	20"	84"	20"	102"
Wheat	3/4" Translucent	82T0090	Jasmine	B										
Cotton	3/4" Translucent	82T0091	Brilliant White	B										
Vanilla	3/4" Translucent	82T0092	Cashmere	B										
Marsh	3/4" Translucent Print	82T0093	Cashmere	B	3 ² / ₈	3 ³ / ₈	3 ⁴ / ₈	3 ⁵ / ₈	3 ⁷ / ₈	4	20"	84"	20"	102"
Windsong	3/4" Translucent Print	82T0094	Jasmine	B										
Khaki	3/4" Translucent Print	82T0095	Cashmere	B										
Bonfire	3/4" Translucent Print	82T0096	Terra Cotta	B										
Sapphire	3/4" Room Darkening	82T0097	Linen White	D	3 ³ / ₈	3 ⁴ / ₈	3 ⁶ / ₈	3 ⁷ / ₈	4 ¹ / ₈	4 ² / ₈	20"	84"	20"	66"
Amethyst	3/4" Room Darkening	82T0098	Linen White	D										
Ghost	3/4" Room Darkening	82T0099	Brilliant White	D										
Tumbleweed	3/4" Room Darkening	82T0100	Jasmine	D										
Sunglow	3/4" Room Darkening	82T0101	Jasmine	D										
Sepia	3/4" Room Darkening	82T0102	Chestnut Brown	D										
Olive	3/4" Room Darkening	82T0103	Cashmere	D										
Steel Blue	3/4" Room Darkening	82T0104	Periwinkle	D										
Downy	3/4" Room Darkening	82T0105	Cashmere	D										
Cotton	3/4" Room Darkening	82T0106	Linen White	D										
Iceberg	3/4" Room Darkening	82T0107	Periwinkle	D										
Vanilla	3/4" Room Darkening	82T0108	Cashmere	D										
Star Dust	Double Cell Tusco	82T0109	Brilliant White	C	3 ⁵ / ₈	4	4 ³ / ₈	4 ⁵ / ₈	5	5 ³ / ₈	20"	84"	20"	66"
Pina Colada	Double Cell Tusco	82T0110	Linen White	C										
Opal	Double Cell Tusco	82T0111	Linen White	C										
Lion's Mane	Double Cell Tusco	82T0112	Jasmine	C										
Seaweed	Double Cell Tusco	82T0113	Cashmere	C										
Summer Field	Double Cell Tusco	82T0114	Cashmere	C										
Tuscan Red	Double Cell Tusco	82T0115	Terra Cotta	C										
Denim	Double Cell Tusco	82T0116	Periwinkle	C										



Shade Size Specifications

Fabric Selections

Color Name	Fabric Type	Part #	Header/Bottom Rail Color	Price Chart	Approx. Stack Height (in inches)						Height		Width	
					24"	48"	60"	72"	84"	96"	Min.	Max.	Min.	Max.
Star Dust	3/4" Translucent Tusco	82T0117	Brilliant White	A	3 ³ / ₈	3 ⁵ / ₈	3 ⁶ / ₈	4	4 ¹ / ₈	4 ³ / ₈	20"	84"	20"	102"
Pina Colada	3/4" Translucent Tusco	82T0118	Linen White	A										
Opal	3/4" Translucent Tusco	82T0119	Cashmere	A										
Lion's Mane	3/4" Translucent Tusco	82T0120	Jasmine	A										
Seaweed	3/4" Translucent Tusco	82T0121	Cashmere	A										
Summer Field	3/4" Translucent Tusco	82T0122	Cashmere	A										
Tuscan Red	3/4" Translucent Tusco	82T0123	Terra Cotta	A										
Denim	3/4" Translucent Tusco	82T0124	Periwinkle	A										
Star Dust	3/4" Room Darkening Tusco	82T0125	Brilliant White	C	3 ³ / ₈	3 ⁵ / ₈	3 ⁷ / ₈	4	4 ² / ₈	4 ⁴ / ₈	20"	84"	20"	72"
Pina Colada	3/4" Room Darkening Tusco	82T0126	Linen White	C										
Opal	3/4" Room Darkening Tusco	82T0127	Linen White	C										
Lion's Mane	3/4" Room Darkening Tusco	82T0128	Jasmine	C										
Seaweed	3/4" Room Darkening Tusco	82T0129	Cashmere	C										
Summer Field	3/4" Room Darkening Tusco	82T0130	Jasmine	C										
Tuscan Red	3/4" Room Darkening Tusco	82T0131	Terra Cotta	C										
Denim	3/4" Room Darkening Tusco	82T0132	Periwinkle	C										
Rain Drop	3/4" Woven Translucent	82T0133	Periwinkle	G	3 ³ / ₈	3 ⁴ / ₈	3 ⁵ / ₈	3 ⁶ / ₈	4	4 ¹ / ₈	20"	84"	20"	66"
Autumn	3/4" Woven Translucent	82T0134	Terra Cotta	G										
Castle Stone	3/4" Woven Translucent	82T0135	Cashmere	G										
Cotton	3/4" Woven Translucent	82T0136	Brilliant White	G										
Creme Brulee	3/4" Woven Translucent	82T0137	Jasmine	G										
Vanilla	3/4" Woven Translucent	82T0138	Cashmere	G										
Majestic Violet	3/4" Woven Room Darkening	82T0139	Linen White	G	3 ² / ₈	3 ⁴ / ₈	3 ⁵ / ₈	3 ⁶ / ₈	3 ⁷ / ₈	4 ¹ / ₈	20"	84"	20"	54"
Platinum	3/4" Woven Room Darkening	82T0140	Ash Gray	G										
Gold Rush	3/4" Woven Room Darkening	82T0141	Jasmine	G										
Bonsai	3/4" Woven Room Darkening	82T0142	Linen White	G										
Cotton	3/4" Woven Room Darkening	82T0143	Brilliant White	G										
Creme Brulee	3/4" Woven Room Darkening	82T0144	Jasmine	G										
Amber Wave	3/4" Translucent	82T0145	Linen White	F	3 ⁴ / ₈	3 ⁵ / ₈	3 ⁷ / ₈	4 ¹ / ₈	4 ² / ₈	4 ⁴ / ₈	20"	84"	20"	72"
Cotton	3/4" Translucent	82T0146	Brilliant White	F										
Creme Brulee	3/4" Translucent	82T0147	Jasmine	F										
Vanilla	3/4" Translucent	82T0148	Cashmere	F										



Range Expectations

Distance from shade to be controlled

QMotion® transmitters are expected to work from over 30 feet away. While your individual results will vary, and may be less in some environments, many customers have reported even better results.

The QMotion® Timer Remote is a special function device and under FCC guidelines may not transmit at the same power as others. Range for this is typically over 10 feet.

We recommend the use of a Qrelay when the transmission range of a device is not sufficient.

Transmitter	Normal (ft)
Single Channel	30
Multi Channel	30
USB Timer	10
Qconnect	50
Qrelay	30

Remember each installation is unique, height of the window, interference and other factors may effect this expectation.






QMotion® Controls

QMotion® Single Channel 5 Button Remote

- 5 buttons to support up, down, 25%, 50%, 75%
- Magnetic back for simple storing to wall plates
- Controls unlimited number of shades in a group
- Normal remote range: 30 feet
- 25%, 50%, 75% settings can be reprogrammed as three custom intermediate positions



QMotion® Programmable Timer Remote

- Programmed automated settings in addition to the single channel 5 button remote controls
- Low transmission power, must locate close to shades or Qrelay
- Supports as many as 6 events
- Windows PC programmable
- Time of day, days of week, sunrise/sunset settings
- Normal remote range: 10 feet



QMotion® Multichannel Remote

- Up to 6 individual or group settings
- All shades programmed to a multichannel remote are controlled together with an "ALL" button on same remote
- Supports up, down, 25%, 50%, 75% actions
- LED light feedback
- Motion activated zone indicated when remote is moved
- Normal remote range: 30 feet
- 25%, 50%, 75% settings can be reprogrammed as three custom intermediate positions





QMotion® Qconnect

The Qconnect Interface is a bridge between our language and most building or home automation systems. With drivers for many popular systems, and easy programming tools, clients can easily drive QMotion® Automated shades with their new or existing control systems.

- RS-232 serial
- RS-485 serial
- Dry contact interface
- 15 channel
- 9v DC power supply or power over CAT 5
- Desk or wall mountable
- 4,000 foot wiring range
- Normal remote range: 50 feet

Qconnect is compatible with:



QMotion® Qrelay

Each installation is different, and environmental factors may have an effect on transmission. In some cases, a Qrelay may be helpful in improving signal reception. To consider in advance, if a room is over 12'x12', or a shade is 30' from where it would be controlled, the Qrelay is recommended. As these dimensions increase, the Qrelay will become increasingly helpful, and spaces significantly larger may even benefit from more than one Qrelay.

- Extends range of all QMotion remotes.
- Use as many as required in an installation (no limits)
- Powered from a wall outlet or from a powered USB port
- Two modes of operation "Zone Specific" and "Echo"
 - Zone specific mode allows individual remotes to be learned to the repeater
 - Echo mode repeats all valid Qmotion remote commands
- Normal remote range: 30 feet





QMotion® Hembar Activation

QMotion® Honeycomb Shades incorporate the same patented and unique tug features that allow QMotion® Roller Shades to open with just a short tug, or be lowered without the remote.

Tug the hembar less than 1"

- Shade opens to next highest preset position
(example: shade moves from 75% to 50%)

Tug the hembar downward between 1" - 3"

- Shade moves to full open

Tug the hembar MORE than approximately 3"

- Shade remains at position stopped until pulled or sent up with a remote

Two successive tugs MORE than approximately 2"

- Shade moves to full open






QMotion® Wall Docking Station


For the convenience of the user, consider QMotion® Wall Docking Stations. Available in Single, Double or Triple gang versions, these wall plates are built to install on a wall as a place to retain the transmitters used in a project. Remote controls hold in place on the Docking Station via a strong magnet, and allow the remote controls to be used as a wall switch for a third level of control for the shades. Wall plates are flush mounted and do not require routing a hole in drywall or other mounting wall finishes. For public spaces, or other places where a remote should be “permanently” attached to a wall, our Wall Station Adaptors mount around the remotes, making them virtually impossible to remove without a screwdriver.



Single Wall Station




Double Wall Station




Triple Wall Station



Multichannel-Single



Multichannel-Double

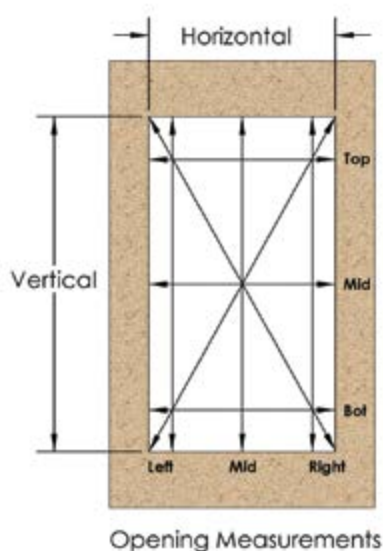


Wall Station Adaptors





QMotion® Measurement Instructions



Inside Mount



Outside Mount



Measure and assess area to be covered:

- Measure opening to be covered vertically and horizontally in three places.
- If vertical measurements vary more than $\frac{1}{2}$ " we recommend an outside mount.
- If horizontal measurements vary more than $\frac{1}{2}$ " we recommend an outside mount.
- Measure and compare diagonals to determine if opening is square.
- If corner to corner diagonal measurements vary more than $\frac{1}{2}$ " we recommend an outside mount.
- Use a level to determine if opening is plumb and square.
- If out of square or out of plumb by more than $\frac{1}{2}$ " we recommend an outside mount.

Measurement rules:

- Make all measurements to the nearest $\frac{1}{16}$ ". On inside mount applications, round down.
- Measure all windows, even if they appear to be the same size.

Considerations:

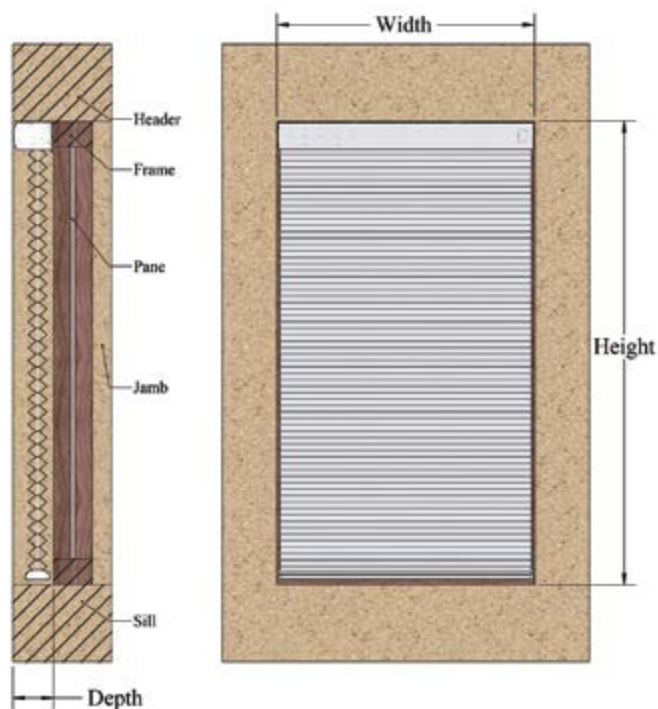
- There must be significant support structure to hold the shade, i.e. wood, concrete, anchored drywall, etc.
- For drywall you may use heavy duty auger style drywall anchors rated sufficient for the weight of the shade.
- Standard roll or reverse roll are available. Reverse roll may be needed to free shade path from obstructions, i.e. handles, locks, alarm sensors, molding, trim, etc.



QMotion® Measurement Instructions (cont.)

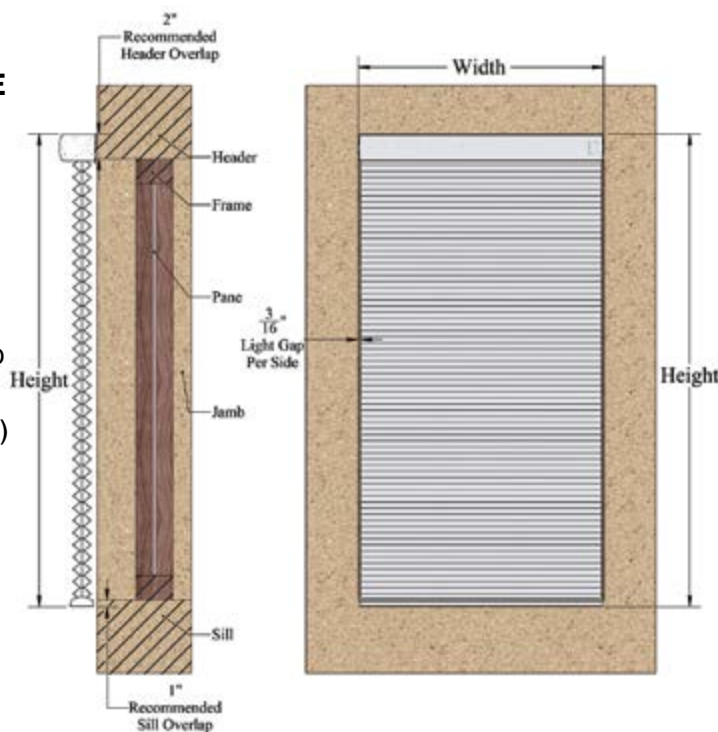
Required order form measurements for INSIDE MOUNT:

- Use the top horizontal measurement for TOP WIDTH. This is outside of end cap to outside of end cap.
- Use the largest vertical measurement for HEIGHT.
- Measure and record DEPTH. Use the minimum distance from the outside of opening to the window including window mullions if they exist. This is important in determining if the shade and fascia will protrude into the room and out of the opening.



Required order form measurements for OUTSIDE MOUNT:

- Determine FABRIC WIDTH based on largest horizontal measurement PLUS total desired side overlap.
 - Minimum 1.5" side overlap is recommended.
 - Establish WIDTH dimension by adding $\frac{3}{8}$ " to the FABRIC WIDTH. This is outside of end cap to outside of end cap. (Note: End caps extend beyond FABRIC WIDTH by $\frac{3}{16}$ " on each side.)
 - Determine HEIGHT by measuring the largest vertical measurement and adding 2" + desired Sill overlap.
- Minimum 1" Sill overlap is recommended.





Honeycomb Shades Order Form

Return to: [Fax] (850) 208-3409 [email] qmotionsales@homerunholdings.com

Job #/Sales Order/ Side Mark:

Date:

Dealer/ Customer Name

Ship To:

Name

Address

Address

Zip

Phone

Email

Phone

Email

Enter data or circle letter:

Shade Build Specifications

Line Item	Quantity	Remote Type	Shade Type (Manual or Automated)	Window Location	Fabric Number	Fabric Name	Mount Inside Exact (I) Outside (O)	Width* inches	Height inches
1		S / M / P	A / M				I / O		
2		S / M / P	A / M				I / O		
3		S / M / P	A / M				I / O		
4		S / M / P	A / M				I / O		
5		S / M / P	A / M				I / O		
6		S / M / P	A / M				I / O		
7		S / M / P	A / M				I / O		
8		S / M / P	A / M				I / O		
9		S / M / P	A / M				I / O		
10		S / M / P	A / M				I / O		

* For inside mount shades, we take a factory deduction of 1/8" from the outside of the brackets.

* For outside mount width, use outside bracket to outside bracket width.

Notes:

Accessories:

_____ # Single Channel Remote _____ # Single Channel Wallplate _____ # Single Channel Triple Wallplate _____ # Wall Station Adaptor
_____ # Multichannel Remote _____ # Multichannel Wallplate _____ # Multichannel Double Wallplate _____ # Side Channel
_____ # Programmable Timer Remote _____ # Qrelay _____ # Qconnect _____ # Osync (iPhone) _____ # Side Channels

10/3/2012

QMotion® Automated Shades

Reference Information



QMotion® Setting Hembar Position

Setting Any Position Location

Qmotion shades produced after April 15, 2013 have the additional ability to program the upper stop position. These instructions may be followed the same for each button programming operation, substituting the desired button to be programmed during this process.

- 1. Send the shade to the position to be changed.**
- 2. Press & Hold the button desired to be changed after the shade has stopped (ex. if the position to be programmed is the upper limit, press and hold the UP button)**
- 3. After about 5 seconds the shade will Jog down 3 inches and back up.**
 - a. Release the position button to be changed.**
 - b. Tug the shade 6 inches to enter learn mode for the button position.**
 - c. Move the shade to the new position by hand or press the UP button 3 times to send the shade to the TOP, then pull down to the desired position.**
 - d. Press and Hold the position button to be set until the shade begins to move UP.**
 - e. The shade will travel to the “hard stop”, the new position has been set.**



QMotion® Remote Settings

Adding or Deleting a Remote

1. **Send the shade to Top/Upper limit.**
2. **Press & Hold the UP button after the shade has stopped.**
3. **After about 5 seconds the shade will jog down 3 inches and back up. Keep holding the UP button, do not release.**
4. **After about 10 seconds the shade will start traveling to the 75% position**
 - a. **Release the Up button.**
 - b. **After the shade stops at 75%, tug the shade 6 inches. The shade is now in learn mode.**
 - i. **To Add a remote Press and Hold the UP button on the desired new remote or channel until the shade begins to move Up.**
 - ii. **To Delete a remote Press and Hold the DOWN button on the desired remote or channel to be deleted until the shade begins to move Up.**
 - c. **New remote or channel is added or deleted.**



QMotion® Remote Settings

Factory Reset Then Adding a Remote

1. **Send the shade to Top/Upper limit.**
2. **Press & Hold the UP button after the shade has stopped.**
3. **After about 5 seconds the shade will Jog down 3 inches and back up. Keep holding the UP button, do not release.**
4. **After about 10 seconds the shade will start traveling to the 75% position. Keep holding the UP button, do not release.**
5. **After about 15 seconds the shade will begin to travel to the Default Shade Length. (About 20 inches). Release the UP button.**
 - a. **When the shade stops it will be ready to perform a Factory Reset.**
 - b. **Tug the shade more than 6 inches within 10 seconds of the shade stopping to perform a Factory Reset.**
 - c. **The Factory Reset will, delete all remotes from the shade memory, and reset all programmed positions to Factory Default settings.**
 - d. **The shade will be in learn mode for adding new remotes for one minute.**
 - e. **Press and Hold the Up Button on a new remote or channel until the shade begins to move Up.**
 - f. **If a new remote is not added within one minute, the shade will exit Learn Mode for Remotes and can only be operated through tugs. A new remote can only be added by performing**
 - i. **2 Button Press procedure with a Multichannel remote or USB remote.**
 - ii. **Removing and reapplying power to the shade, followed by step e. of this section.**



Copyright Notice and Disclaimer

All rights reserved. No parts of this manual may be reproduced in any form without the express written permission of Qmotion®. Qmotion® makes no representations or warranties with respect to the contents hereof. In addition, information contained herein are subject to change without notice. Every precaution has been taken in the preparation of this manual. Nevertheless, Qmotion® assumes no responsibility for errors or omissions or any damages resulting from the use of the information contained in this publication.

© 2013 HomeRun Holdings Corporation. Qmotion® is a trademark of HomeRun Holdings Corporation.

Environmental Statement

RoHS COMPLIANT

WEEE (Waste Electrical and Electronic Equipment) Statement

Disposal of Waste Equipment by Users in Private Household in the European Union

This symbol on the product or on its packaging indicates that this product must not be disposed of with your other household waste. Instead, it is your responsibility to dispose of your waste equipment by handing it over to a designated collection point for the recycling of waste electrical and electronic equipment. The separate collection and recycling of your waste equipment at the time of disposal will help to conserve natural resources and ensure that it is recycled in a manner that protects human health and the environment. For more information about where you can drop off your waste equipment for recycling, please contact your local city office, your household waste disposal service or the shop where you purchased the product.



Limited Warranty

HomeRun Holdings Corporation, (the “Manufacturer”) warrants that this Qmotion® window shade product will be free from defects in materials and workmanship for 5 years, beginning from the date first sold to the commercial or residential consumer who has, or intends to, use the product, as evidenced by such consumer’s proof of purchase:

Exclusions From this Limited Warranty: This limited warranty shall be null and void and no part of it shall apply if any one of the following occur: 1) the product has not been properly installed by a qualified installer in accordance with all Manufacturer specifications; 2) the product has been subject to unauthorized service; 3) the product has been subject to mis-handling, misuse, or abuse; 4) the product has been modified; 5) the product has suffered damage resulting from lightning, power surges, vandalism, fire, earthquake, acts of nature, or any other cause which the product was not designed to withstand; 6) the product has been used, or attempted to be used, for other than the customary usage or for other than the product’s intended use; 7) the product has not been maintained; 8) damage to the product caused by battery decay or corrosion.

This Limited Warranty extends only to the original owner. This Limited Warranty is not transferable. This Limited Warranty does not cover normal wear or tear or deterioration which occurs with the passage of time.

Batteries originally provided with a new product, if any, are produced by a third party and are not warranted by Manufacturer.

No employee, distributor, dealer, agent or representative is authorized to change the terms of this Limited Warranty in any way, to extend the warranty time periods, or to grant additional warranties, and no attempt to do any of the foregoing will be binding upon Manufacturer.

IF THIS LIMITED WARRANTY COVERS A CONSUMER PRODUCT, AS DEFINED BY THE MAGNUSON-MOSS WARRANTY ACT, THEN NO WARRANTIES, EXPRESSED OR IMPLIED (INCLUDING, BUT NOT LIMITED TO, THE WARRANTY OF MERCHANTABILITY OR FITNESS FOR A PARTICULAR PURPOSE) SHALL EXTEND BEYOND THE APPLICABLE TIME PERIOD STATED IN BOLD FACE TYPE ABOVE. IF THIS LIMITED WARRANTY COVERS A COMMERCIAL PRODUCT, THEN THIS LIMITED WARRANTY IS IN LIEU OF ALL OTHER REPRESENTATIONS, GUARANTEES, OR OTHER EXPRESS OR IMPLIED WARRANTIES (INCLUDING, WITHOUT LIMITATION, THE WARRANTY OF MERCHANTABILITY OR FITNESS FOR A PARTICULAR PURPOSE) AND ALL SUCH OTHER EXPRESSED OR IMPLIED WARRANTIES ARE HEREBY SPECIFICALLY DISCLAIMED.

Claims for defects in material and workmanship covered by this Limited Warranty must be made in writing to the dealer from whom the product was originally first purchased within the warranty period stated above. Manufacturer may either send a service representative or have the product returned to Manufacturer’s



facility, at Buyer's expense, for inspection. If judged by Manufacturer to be defective in material or workmanship, and to otherwise be covered by this Limited Warranty, the product will be replaced or repaired at the option of Manufacturer, in its sole and absolute discretion, free from all charges except authorized transportation and replacement labor. Replacement labor, transportation costs, and any other costs or charges by the dealer, wholesaler, distributor, contractor, or installer are not covered by this Limited Warranty. Any replacement unit may be a model determined by Manufacturer to be equivalent to the defective model, or a product that has been factory refurbished. The remainder of original warranty period will apply to any repair/replacement unit.

THE REMEDIES OF BUYER SET FORTH IN THIS LIMITED WARRANTY ARE EXCLUSIVE AND ARE IN LIEU OF ALL OTHER REMEDIES. THE LIABILITY OF MANUFACTURER WHETHER IN CONTRACT, TORT, UNDER ANY WARRANTY OR OTHERWISE, SHALL NOT EXTEND BEYOND ITS OBLIGATION TO REPAIR OR REPLACE, AT ITS OPTION, ANY PRODUCT OR PART FOUND BY MANUFACTURER TO BE DEFECTIVE IN MATERIAL OR WORKMANSHIP AND OTHERWISE SUBJECT TO THIS LIMITED WARRANTY. MANUFACTURER SHALL NOT BE RESPONSIBLE FOR ANY DIRECT, INDIRECT, SPECIAL OR CONSEQUENTIAL DAMAGES OF ANY NATURE.

This Warranty gives specific legal rights and Buyer may have other rights, which may vary from state to state. However, some states do not allow limitations on how long an implied warranty lasts or the exclusion or limitation of incidental or consequential damages so the above limitations or exclusions may not apply specific buyers.

3400 Copter Road
Pensacola, FL 32514
Ph: 877.849.6070
Fax: 850.208.3409
qmotioninfo@qmotionshades.com

qmotionshades.com